




# LET'S EXPLORE BASIC ADDITION & SUBTRACTION

Hello, Grade 1 mathematicians! Today,  
we're going to dive into the world of  
basic addition and subtraction.

---

[www.ibdmaphouse.com](http://www.ibdmaphouse.com)

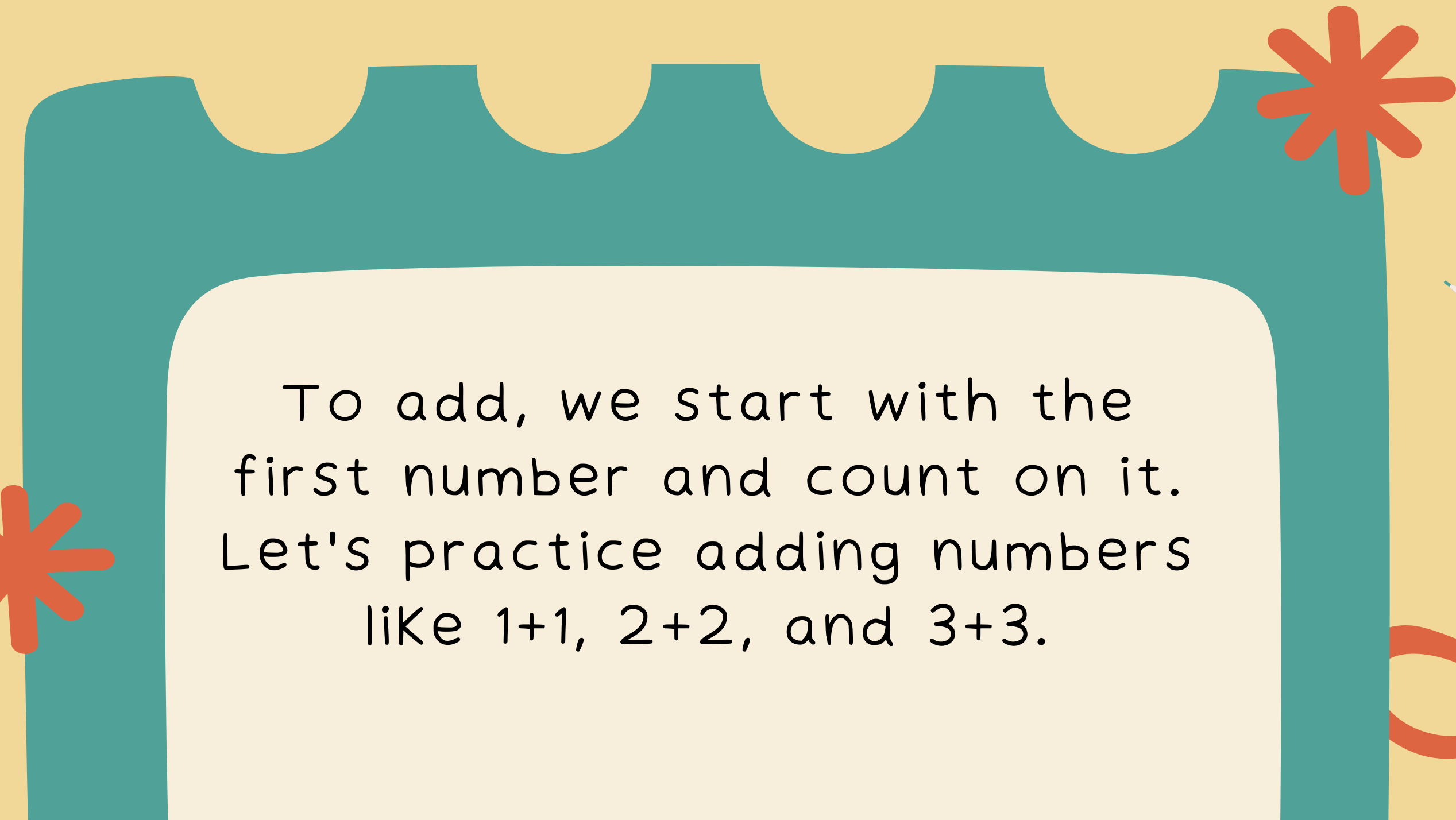
# WHAT IS ADDITION?




Addition is like putting things together. When we add, we combine numbers to find out how many we have in total.



# HOW TO ADD



To add, we start with the first number and count on it. Let's practice adding numbers like  $1+1$ ,  $2+2$ , and  $3+3$ .



# WHAT IS SUBTRACTION?



Subtraction is like taking things away. When we subtract, we figure out how many are left after some are taken away."

The background is a light yellow color. At the top, there are several red pencils with yellow erasers and sharpened tips, some pointing towards the center. In the middle, there is a teal-colored rectangular shape that serves as a title card. Below it is a white rectangular shape representing a piece of paper, held in place by an orange paperclip on its right side. At the bottom, there are blue and orange decorative shapes resembling stylized flowers or leaves.

# HOW TO SUBTRACT


To subtract, we start with the total number and take away some. Let's practice subtracting numbers like 3-1, 4-2, and 5-3.

# ADDITION SYMBOL (+)



In addition, we use the plus sign (+) to show we're adding numbers together. It's like a magical bridge that connects numbers."

# SUBTRACTION SYMBOL (-)



In subtraction, we use the minus sign (-) to show we're taking away numbers. It's like a disappearing wand!



# FUN WITH ADDITION AND SUBTRACTION

Math can be fun! We can use addition and subtraction to solve real-life problems, like counting candies or sharing toys with friends."



# PRACTICE TIME

*we*

Now it's time to practice what we've learned. We'll solve addition and subtraction problems together."

# MATH GAMES

- We can play games to practice addition and subtraction.  
Games make learning math even more exciting!"



# LET'S BE MATH WIZARDS!

You've done an amazing job learning about basic addition and subtraction today. Keep practicing, and soon you'll be math wizards, solving math mysteries every day!"

Remember, math is all around us, so keep exploring and enjoying the world of numbers!"

A vibrant, stylized illustration featuring a teal background. In the center, a piece of yellow paper with a red ribbon is pinned, displaying the text 'THANK YOU' in a bold, dark blue, sans-serif font. The scene is decorated with large, bright yellow suns in the top right and bottom left corners, and several short, yellow, diagonal lines scattered across the teal background, resembling confetti or streamers. The overall aesthetic is cheerful and celebratory.

**THANK YOU**